

RELEASE 56/2026

# Marriages and divorces in Montenegro

## 2025

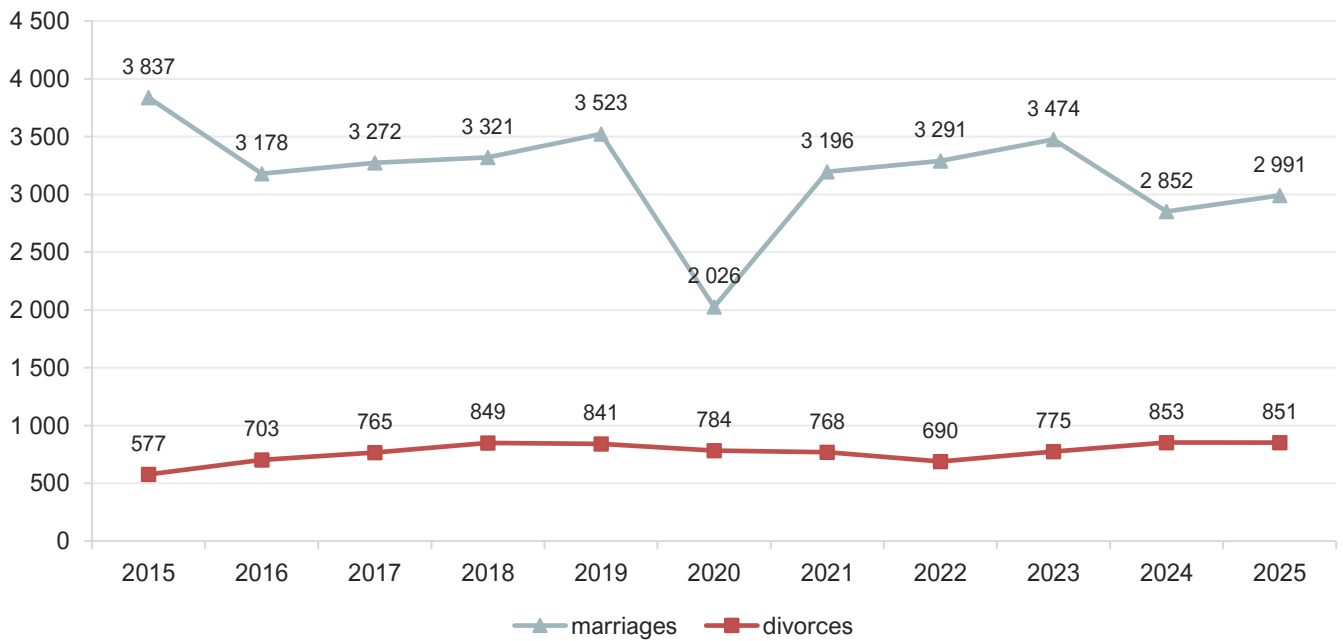
Statistics on marriages and divorces aim to produce data that enable basic demographic analyses of the population at the level of Montenegro and its municipalities. These data provide the basis for calculating a range of analytical demographic indicators.

In Montenegro, in 2025, 2 991 marriages were legally concluded, while the number of legally dissolved marriages amounted to 851.

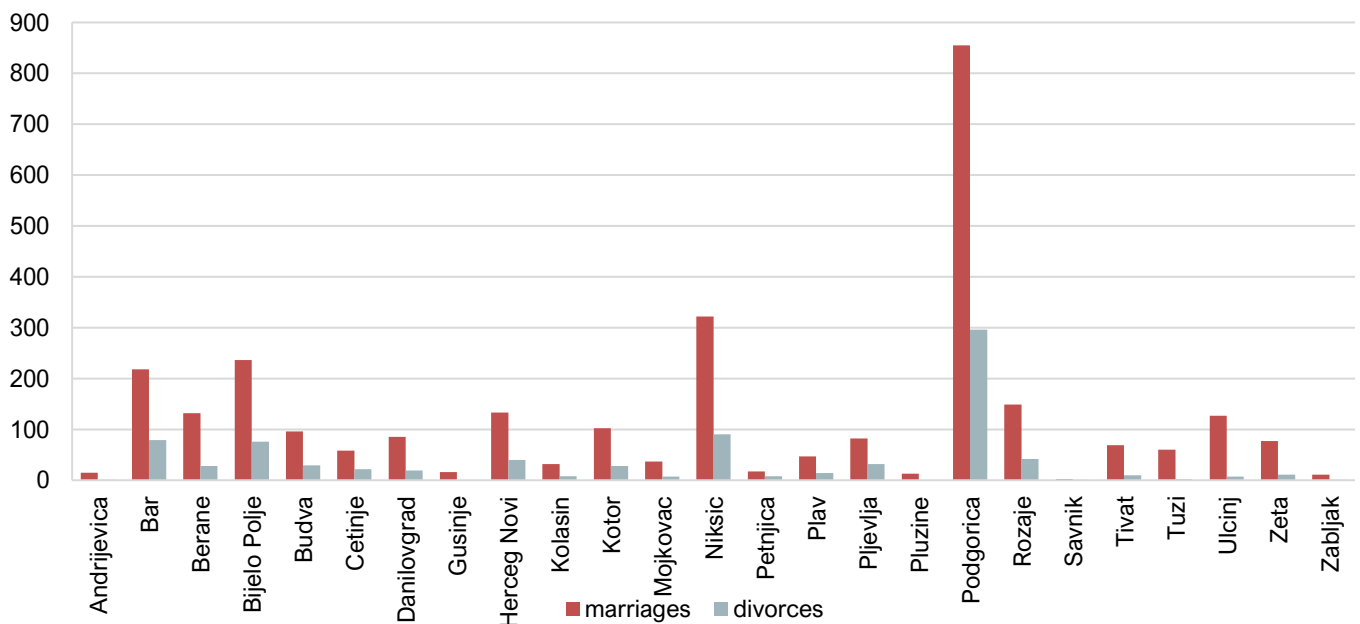
The number of marriages in 2025 increased 4.9% compared to 2024, while divorce statistics in 2025 recorded a decrease of 0.2% compared to 2024.

**Table 1.** Marriages and divorces, Montenegro

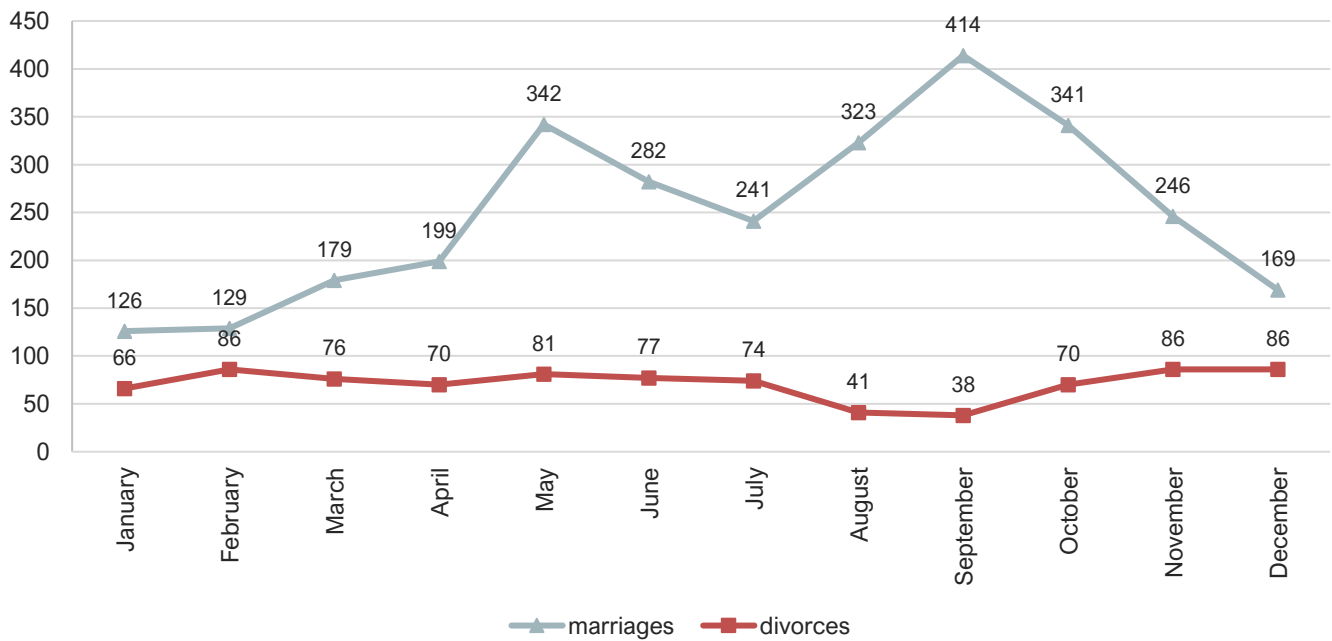
	1990	2000	2020	2023	2024	2025
Marriages	3 853	3 866	2 026	3 474	2 852	2 991
Divorces	324	435	784	775	853	851
Number of divorces per 1 000 marriages	84.1	112.5	387.0	223.1	299.1	284.5
<b>Average age at first marriage</b>						
Bride	24	25	28	28	29	28
Groom	29	30	32	31	31	31

**Chart 1. Marriages and divorces, 2015-2025**

During the observed period, the highest number of marriages was in 2015 when 3 837 marriages were concluded, while the highest number of divorces was recorded in 2024, when 853 marriages were dissolved.

**Chart 2. Marriages and divorces by municipalities, 2025**

- The highest number of marriages was recorded in Podgorica (853), while the lowest was recorded in Savnik (2 marriages).
- In Podgorica, 296 divorces were recorded, while in Pluzine and Gusinje no divorces were recorded.

**Chart 3. Marriages and divorces by months, 2025**

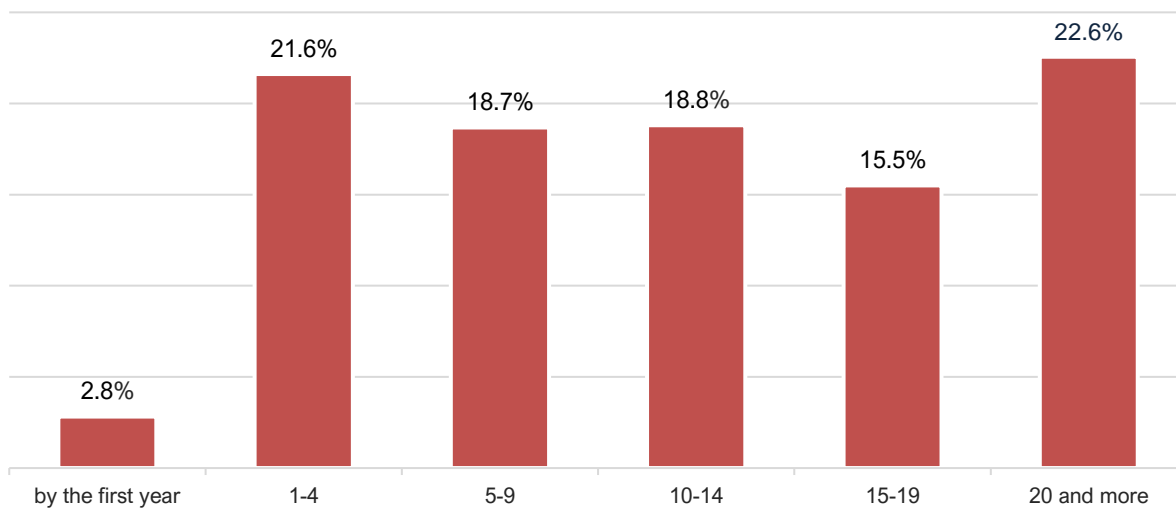
In September, 414 marriages were concluded, representing the highest number of marriages by month. This accounted for 13.8% of the total number of marriages.

The highest number of divorces occurred in February, November, and December (86).

At the time of first marriage, the average age of the bride was 28 years, while the average age of the groom was 31 years.

Of the total number of legally concluded marriages:

- 92.2% of brides (2 759) and 91.3% of grooms (2 731) entered into their first marriage;
- 5.2% of brides (157) and 6.5% of grooms (194) entered into their second marriage;
- 1.3% of brides (39) and 1.1% of grooms (34) entered into their third or subsequent legal marriage;
- For 1.2% of brides (36) and 1.1% of grooms (32), there was no information on the order of marriage.

**Chart 4.** Divorces by duration of marriages, 2025

Marriages that ended in divorce lasted on average 14 years.

- Of the total number of divorces, 2.8% were dissolved in the first year of marriage;
- 40.3% of divorces occurred in marriages lasting from 1 to 9 years;
- In marriages lasting 10-19 years, 34.3% of divorces were recorded;
- 22.6% of marriages were dissolved after 20 or more years of marriage.

The average age at divorce was 40 years for women, and 44 years for men.

In 2025, the largest share of divorces occurred in marriages with children, accounting for 475 or 55.8% divorces, while 376 or 44.2% divorces of the total number of divorces were marriages without children.

Of the total number of divorces involving dependent children, 84.0% involved one or two children, while 16.0% involved three and more dependent children.

Parental rights over dependent children were granted to the mother in 59.2% of cases out of the total number of divorced marriages with children. The father was granted parental rights in 8.8% of cases, both parents (father and mother) in 14.7%, other persons and institutions in 0.2%, and in 17.1% of cases there is no information on whom the children were entrusted to.

## METHODOLOGICAL NOTES

Statistics on marriages concluded aim to produce data enabling basic demographic analyses of the population at the level of Montenegro or municipalities. The survey collects data on marriage as well as basic demographic characteristics of persons entering into marriage. These data serve as a basis for calculating a range of analytical demographic indicators used for analysing both the current and future population structure.

The statistics on divorces aim to produce data enabling basic demographic analyses of the population at the level of Montenegro or municipalities. The survey collects data on marriage, basic demographic characteristics of persons getting divorced, as well as data on their children.

These data provide the basis for calculating a range of analytical demographic indicators used for the analysis of both current and future population structure.

### Data sources

Data on marriages concluded are collected through registry offices of local self-government units, in accordance with the Law on Official Statistics and Official Statistical System. Data on divorces are obtained from municipal courts competent for divorce proceedings.

### Coverage and comparability

Data on marriages and divorces are collected and processed in accordance with the definition of the total population, following international recommendations (UN, Eurostat). According to this definition, data on marriages and divorces are processed since 2005. When comparing data, attention should be paid to the change in the definition of the total population. Namely, according to legal regulations governing civil registers, cases of marriage are obligatory recorded in registers of the area where the event occurred, regardless of whether the persons reside in that area or not. In statistical processing, regrouping is performed so that results are presented according to the place of usual residence, and for divorces according to the last common place of residence.

In the statistics on marriages concluded, the unit of observation is each legally concluded marriage, while in divorce statistics it is each marriage dissolved by a final court decision.

**Prepared by:** Sonja JOVANOVIĆ

**Department:** Demography and Migration Statistics  
Department  
contact@monstat.org

### Definitions and explanations

**Marriage concluded** is a legally regulated union of a woman and a man.

**Divorce** is the dissolution of marriage by a final decision of competent court.

**Marital status** - For classification by this characteristic, only legal marital status is taken into account. This means that married persons are those who, at the time of the observed event, were in a marriage concluded in accordance with legal provisions, while divorced persons are those whose marriage has been legally dissolved.

**Age** – in all tables in this release, age is expressed in completed years of age. It is calculated based on the date of birth and the date when the event occurred. In most tables, age is presented in the five-year age groups.

When using the data, please state:

"Data source: Statistical Office - MONSTAT"

*More data, as well as detailed methodological notes can be found in the section: [Marriages and divorces](#)*

Contact for media:  
[mediji@monstat.org](mailto:mediji@monstat.org)  
@monstat\_me